

Signify Classified - Internal  
Cooper Lighting Solutions Photometric Lab  
1121 Highway 74 South  
Peachtree City, GA 30269



Scaled data based on original data using  
LM-79-08 Approved Method: Electrical and Photometric Measurements of Solid-  
State Lighting Products

Test Report Prepared for  
Cooper Lighting Solutions  
(formerly Eaton)

Brand: STREETWORKS

Report Number: P867562

Luminaire Tested: **MEM2-HTN-SA-60-750-U-T2U**

Issue Date: 08/21/2024

**Test Information**

Test Method: LM-79-08  
Report Number: P867562  
Test Lab: INNOVATION CENTER(G3)  
Issue Date: 08/21/2024  
Manufacturer: COOPER LIGHTING SOLUTIONS (FORMERLY EATON)  
Product Line: STREETWORKS  
Catalog Number: MEM2-HTN-SA-60-750-U-T2U  
Description: EPIC MODERN TALL HOUSING DISCRETE LED ARRAYS 60W 70CRI 5000K  
FITXURE w/ TYPE II URBAN DISTRIBUTION OPTIC  
Light Source: (10) 5000K CCT, 70 CRI LEDS  
Ballast/Driver: ELECTRONIC DRIVER

**Summary**

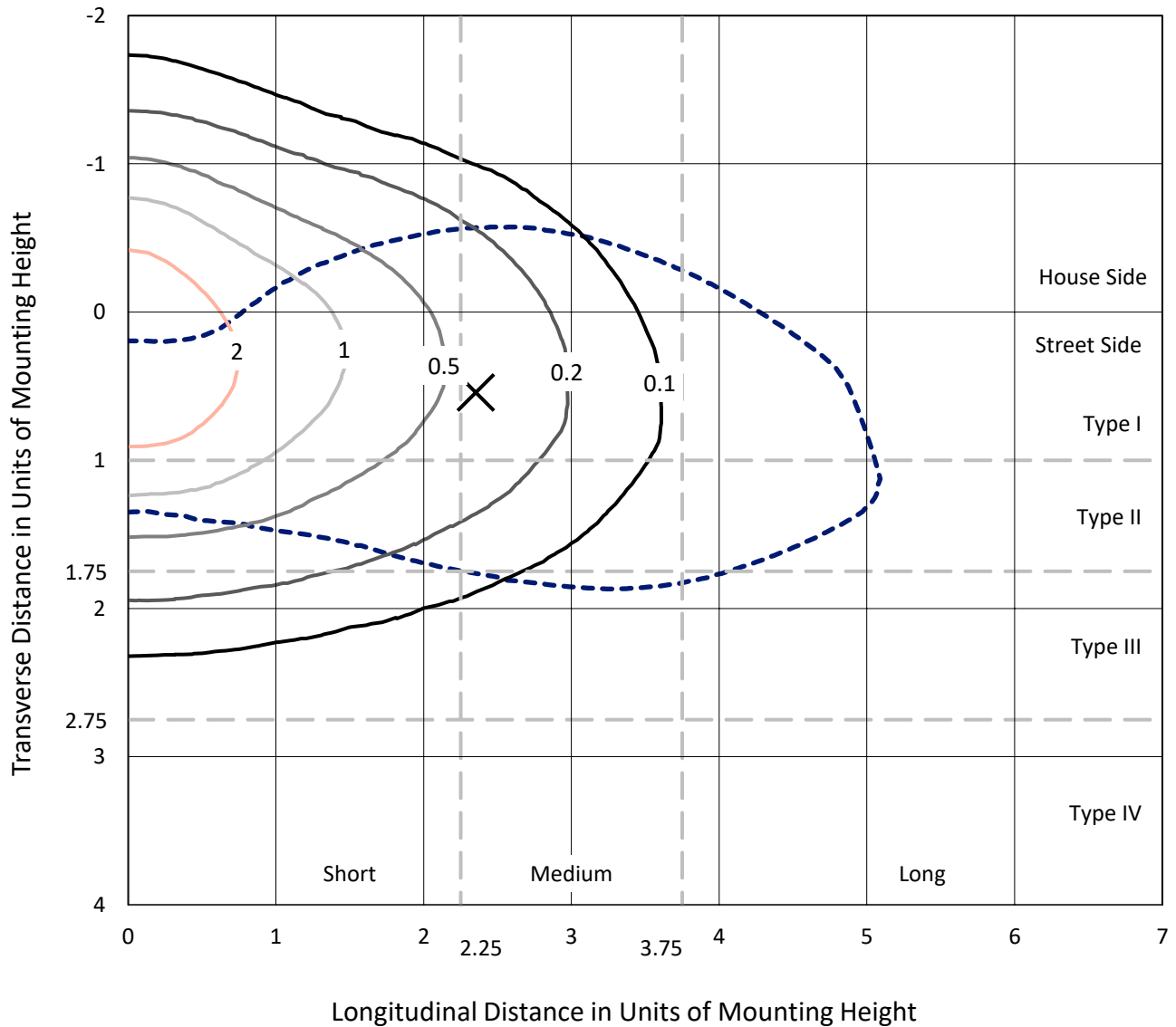
Lumens per Lamp: N/A  
Luminaire Lumens: 6222.3 lumens  
Efficiency: N/A  
Efficacy: 141.4 lumens/watt  
Luminous Opening: Rectangular (W 0.33' x L: 0.33' x H: 0')  
IES Classification: Type III - Medium  
BUG Rating: B2 - U0 - G2

Input Watts (W): 44  
Input Voltage (V): 120  
Input Current (A<sub>in</sub>): NR  
Voltage Rise (V): NR  
Power Factor: 0.99  
Total Harmonic Distortion (THDi): 6.91%  
Frequency (hertz): 60  
Stabilization Time: NR  
Operation Time: NR  
Ambient Temperature (°C): NR  
Test Distance: 24 FT

REPORT NUMBER: P867562  
 CATALOG NUMBER: MEM2-HTN-SA-60-750-U-T2U

### Iso-Footcandle Lines of Horizontal Illumination

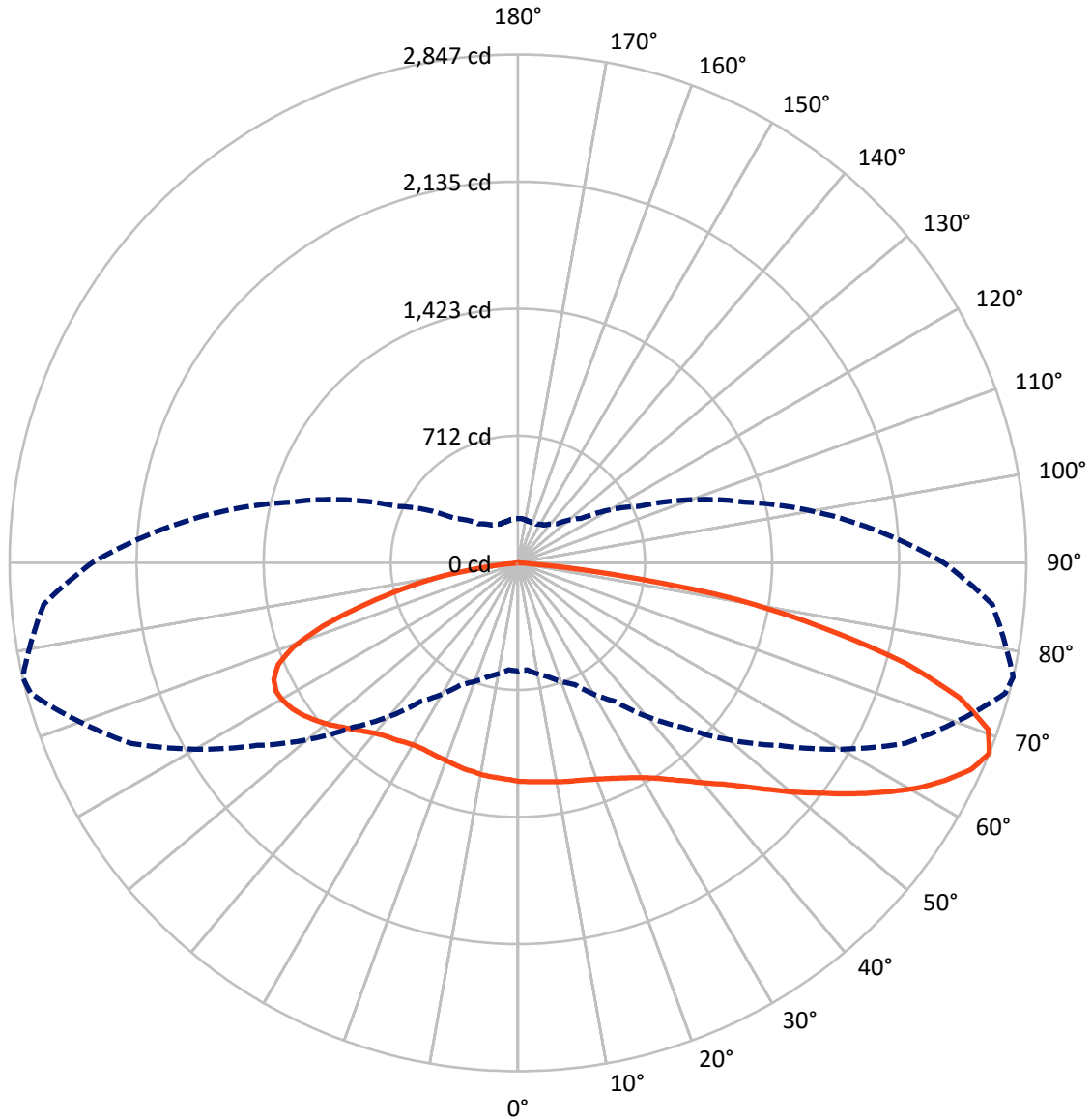
× Max cd  
 - - - 1/2 Max cd



Based on 20 foot mounting height. Maximum calculated value = 3.4 fc  
 Type III - Medium - N/A

REPORT NUMBER: P867562  
CATALOG NUMBER: MEM2-HTN-SA-60-750-U-T2U

### Luminous Intensity Polar Plot



— Vertical Plane Through 77-Deg Lateral      - - - Horizontal Cone Through 67.5-Deg Vertical

REPORT NUMBER: P867562  
 CATALOG NUMBER: MEM2-HTN-SA-60-750-U-T2U

**FLUX DISTRIBUTION:**

		Downward	Upward	Total
<b>House Side</b>	Lumens	2069.1	0.0	2069.1
	% Fixture	33.3	0.0	33.3
<b>Street Side</b>	Lumens	4153.2	0.0	4153.2
	% Fixture	66.7	0.0	66.7
<b>Total</b>	Lumens	6222.3	0.0	6222.3
	% Fixture	100.0	0.0	100.0

**ZONAL LUMENS:**

Zone	Lumens	% Fixture
0°-10°	117.6	1.9
10°-20°	356.6	5.7
20°-30°	601.2	9.7
30°-40°	853.1	13.7
40°-50°	1079.4	17.3
50°-60°	1182.4	19.0
60°-70°	1143.0	18.4
70°-80°	768.8	12.4
80°-90°	120.1	1.9
90°-100°	0.0	0.0
100°-110°	0.0	0.0
110°-120°	0.0	0.0
120°-130°	0.0	0.0
130°-140°	0.0	0.0
140°-150°	0.0	0.0
150°-160°	0.0	0.0
160°-170°	0.0	0.0
170°-180°	0.0	0.0
0°-90°	6222.3	100.0
0°-180°	6222.3	100.0

**Coefficient of Utilization**



REPORT NUMBER: P867562

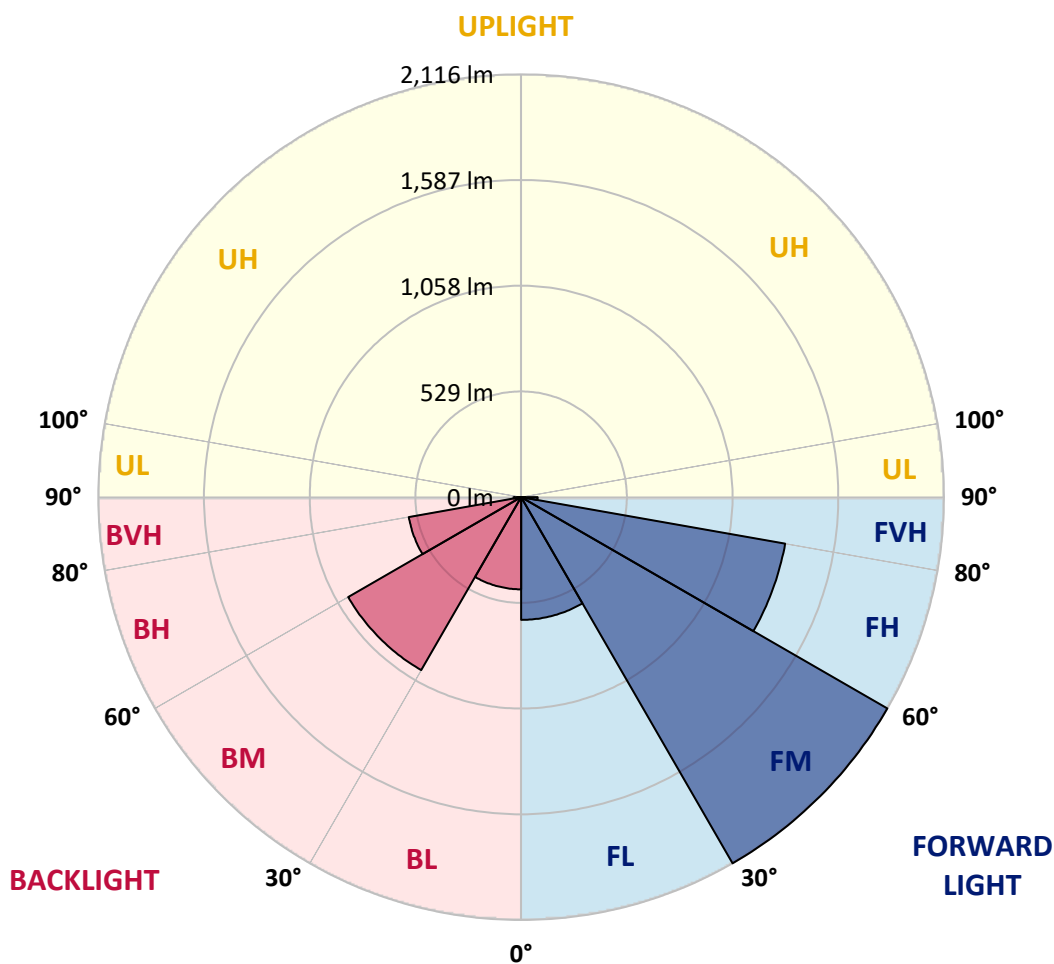
CATALOG NUMBER: MEM2-HTN-SA-60-750-U-T2U

**LUMINAIRE CLASSIFICATION SYSTEM LUMEN TABLE AND BUG RATING:**

Zone	Lumens	% Fixture	Zone Rating/Lumen Limit		
			B	U	G
FL (0°-30°)	614.1	9.9			
FM (30°-60°)	2115.7	34.0			
FH (60°-80°)	1341.1	21.6			G1/1800
FVH (80°-90°)	82.3	1.3			G1/100
BL (0°-30°)	461.2	7.4	B1/500		
BM (30°-60°)	999.3	16.1	B1/1000		
BH (60°-80°)	570.7	9.2	B2/1000		G2/1000
BVH (80°-90°)	37.9	0.6			G1/100
UL (90°-100°)	0.0	0.0		U0/0	
UH (100°-180°)	0.0	0.0		U0/0	

**BUG Rating: B2-U0-G2**

Type III Medium





REPORT NUMBER: P867562

CATALOG NUMBER: MEM2-HTN-SA-60-750-U-T2U

**CANDELA DISTRIBUTION (FULL):**

	0°	5°	15°	25°	35°	45°	55°	65°	75°	77°	85°
0°	1223.4	1223.4	1223.4	1223.4	1223.4	1223.4	1223.4	1223.4	1223.4	1223.4	1223.4
2.5°	1250.4	1249.2	1243.1	1245.5	1238.1	1243.1	1235.7	1229.5	1228.3	1227.1	1228.3
5°	1289.8	1283.7	1277.5	1273.8	1267.7	1265.2	1252.9	1240.6	1233.2	1232.0	1229.5
7.5°	1335.4	1332.9	1324.3	1319.4	1302.1	1293.5	1276.3	1254.1	1243.1	1238.1	1232.0
10°	1382.1	1388.3	1377.2	1367.4	1347.7	1329.2	1299.7	1271.4	1249.2	1246.8	1233.2
12.5°	1440.0	1438.8	1431.4	1414.1	1390.8	1364.9	1329.2	1289.8	1260.3	1255.4	1235.7
15°	1491.7	1490.4	1480.6	1464.6	1433.8	1401.8	1353.8	1308.3	1271.4	1264.0	1240.6
17.5°	1539.7	1537.2	1531.1	1513.8	1475.7	1436.3	1389.5	1329.2	1284.9	1276.3	1244.3
20°	1581.5	1584.0	1576.6	1559.4	1523.7	1481.8	1422.8	1356.3	1302.1	1292.3	1255.4
22.5°	1627.1	1628.3	1624.6	1618.4	1572.9	1528.6	1464.6	1387.1	1321.8	1312.0	1267.7
25°	1675.1	1676.3	1678.7	1675.1	1623.4	1575.4	1507.7	1425.2	1348.9	1335.4	1284.9
27.5°	1730.4	1731.7	1736.6	1729.2	1673.8	1623.4	1555.7	1465.8	1377.2	1362.4	1299.7
30°	1793.2	1798.1	1794.4	1792.0	1728.0	1678.7	1603.7	1507.7	1414.1	1395.7	1325.5
32.5°	1868.3	1867.1	1859.7	1852.3	1787.1	1735.4	1657.8	1561.8	1459.7	1438.8	1367.4
35°	1922.4	1922.4	1911.4	1907.7	1847.4	1793.2	1716.9	1622.1	1511.4	1491.7	1411.7
37.5°	1955.7	1960.6	1952.0	1954.4	1896.6	1846.1	1776.0	1683.7	1568.0	1550.7	1465.8
40°	1968.0	1980.3	1987.7	1997.5	1939.7	1896.6	1838.7	1750.1	1640.6	1620.9	1531.1
42.5°	1970.4	1988.9	2014.7	2035.7	1970.4	1934.7	1899.1	1817.8	1712.0	1694.7	1602.4
45°	1958.1	1949.5	2012.3	2014.7	1987.7	1965.5	1952.0	1899.1	1815.4	1787.1	1691.1
47.5°	1864.6	1854.7	1872.0	1950.7	1966.7	1979.1	2006.1	1993.8	1918.7	1896.6	1793.2
50°	1713.2	1708.3	1777.2	1862.1	1915.1	1977.8	2050.4	2084.9	2033.2	2019.7	1922.4
52.5°	1463.4	1449.8	1590.1	1755.1	1847.4	1965.5	2081.2	2178.4	2162.4	2142.7	2033.2
55°	1304.6	1304.6	1399.4	1604.9	1761.2	1921.2	2100.9	2276.9	2305.2	2283.0	2160.0
57.5°	1134.8	1148.3	1246.8	1388.3	1636.9	1840.0	2098.4	2359.4	2443.0	2422.1	2294.1
60°	989.5	1000.6	1057.2	1200.0	1490.4	1732.9	2071.4	2427.0	2571.0	2563.7	2412.3
62.5°	841.8	855.4	900.9	1035.1	1297.2	1609.8	2014.7	2464.0	2691.7	2684.3	2531.7
65°	723.7	724.9	770.5	882.5	1104.0	1460.9	1915.1	2456.6	2785.2	2790.1	2632.6
67.5°	605.5	601.8	660.9	752.0	946.4	1300.9	1782.1	2391.4	2824.6	2846.7	2665.8
70°	445.5	450.5	532.9	633.8	800.0	1116.3	1596.3	2264.6	2760.6	2795.0	2589.5
72.5°	334.8	344.6	424.6	529.2	668.3	931.7	1393.2	2044.3	2582.1	2587.0	2356.9
75°	272.0	274.5	345.8	439.4	547.7	747.1	1118.8	1707.1	2183.4	2240.0	2002.4
77.5°	231.4	228.9	263.4	354.5	441.8	596.9	843.1	1298.4	1714.4	1740.3	1568.0
80°	196.9	195.7	208.0	286.8	345.8	425.8	577.2	904.6	1223.4	1251.7	1113.8
82.5°	103.4	110.8	108.3	177.2	195.7	224.0	276.9	411.1	534.1	541.5	512.0
85°	4.9	4.9	4.9	7.4	12.3	19.7	38.2	38.2	41.8	80.0	91.1
87.5°	1.2	1.2	2.5	2.5	2.5	3.7	3.7	4.9	4.9	4.9	4.9
90°	0.0	0.0	0.0	0.0	0.0	0.0	0.0	0.0	0.0	0.0	0.0



REPORT NUMBER: P867562

CATALOG NUMBER: MEM2-HTN-SA-60-750-U-T2U

**CANDELA DISTRIBUTION (continued):**

	90°	95°	105°	115°	125°	135°	145°	155°	165°	175°	180°
0°	1223.4	1223.4	1223.4	1223.4	1223.4	1223.4	1223.4	1223.4	1223.4	1223.4	1223.4
2.5°	1225.8	1220.9	1213.5	1214.8	1213.5	1213.5	1207.4	1202.4	1201.2	1203.7	1208.6
5°	1227.1	1219.7	1208.6	1204.9	1201.2	1198.8	1188.9	1181.5	1177.8	1180.3	1181.5
7.5°	1227.1	1216.0	1203.7	1196.3	1186.4	1179.1	1168.0	1158.1	1153.2	1154.4	1156.9
10°	1224.6	1212.3	1202.4	1187.7	1171.7	1163.1	1145.8	1133.5	1127.4	1128.6	1122.4
12.5°	1224.6	1211.1	1191.4	1177.8	1155.7	1137.2	1123.7	1110.1	1105.2	1100.3	1097.8
15°	1225.8	1208.6	1188.9	1160.6	1134.8	1115.1	1097.8	1089.2	1081.8	1079.4	1080.6
17.5°	1225.8	1208.6	1179.1	1145.8	1116.3	1091.7	1076.9	1067.1	1064.6	1062.1	1062.1
20°	1232.0	1209.8	1170.4	1131.1	1094.1	1068.3	1054.8	1048.6	1048.6	1044.9	1044.9
22.5°	1241.8	1212.3	1165.5	1118.8	1075.7	1047.4	1032.6	1025.2	1028.9	1026.4	1025.2
25°	1252.9	1220.9	1159.4	1101.5	1051.1	1021.5	1006.8	1001.8	1000.6	994.4	1003.1
27.5°	1261.5	1227.1	1155.7	1084.3	1028.9	994.4	976.0	967.4	961.2	963.7	961.2
30°	1284.9	1244.3	1156.9	1069.5	1004.3	962.4	940.3	930.4	928.0	928.0	928.0
32.5°	1316.9	1266.4	1165.5	1063.4	980.9	931.7	904.6	894.8	892.3	887.4	889.8
35°	1357.5	1299.7	1179.1	1053.5	962.4	896.0	866.5	852.9	849.2	844.3	844.3
37.5°	1403.1	1332.9	1188.9	1048.6	937.8	859.1	825.8	808.6	806.1	801.2	803.7
40°	1460.9	1378.4	1204.9	1038.8	909.5	825.8	781.5	753.2	759.4	761.8	766.8
42.5°	1526.1	1436.3	1229.5	1028.9	887.4	791.4	726.1	697.8	705.2	702.8	707.7
45°	1614.7	1504.0	1260.3	1025.2	860.3	749.5	669.5	637.5	635.1	631.4	633.8
47.5°	1707.1	1585.2	1289.8	1017.8	830.8	697.8	605.5	564.9	555.1	550.1	545.2
50°	1803.1	1666.4	1324.3	1012.9	791.4	640.0	541.5	494.8	476.3	470.1	464.0
52.5°	1911.4	1753.8	1353.8	1000.6	748.3	579.7	483.7	430.8	409.8	397.5	398.8
55°	2025.8	1833.8	1380.9	985.8	699.1	523.1	425.8	381.5	360.6	356.9	356.9
57.5°	2131.7	1916.3	1400.6	960.0	649.8	467.7	377.8	339.7	329.8	334.8	334.8
60°	2240.0	1982.7	1410.4	931.7	599.4	420.9	344.6	313.8	308.9	318.8	320.0
62.5°	2327.4	2035.7	1408.0	892.3	544.0	380.3	312.6	288.0	290.5	307.7	311.4
65°	2390.1	2061.5	1377.2	833.2	491.1	344.6	284.3	260.9	260.9	273.2	276.9
67.5°	2385.2	2028.3	1315.7	750.8	434.5	308.9	258.5	240.0	240.0	248.6	247.4
70°	2284.3	1913.8	1198.8	651.1	379.1	278.2	236.3	222.8	221.5	225.2	224.0
72.5°	2041.8	1681.2	1016.6	537.8	327.4	247.4	214.2	201.8	199.4	194.5	190.8
75°	1684.9	1380.9	793.8	428.3	276.9	217.8	193.2	182.2	172.3	178.5	174.8
77.5°	1307.1	1059.7	590.8	332.3	225.2	189.5	172.3	160.0	157.5	179.7	172.3
80°	953.8	732.3	417.2	237.5	174.8	153.8	144.0	134.2	169.8	227.7	226.5
82.5°	423.4	353.2	190.8	113.2	81.2	67.7	56.6	64.0	107.1	104.6	108.3
85°	38.2	39.4	20.9	13.5	8.6	7.4	4.9	4.9	3.7	3.7	3.7
87.5°	4.9	4.9	3.7	3.7	2.5	2.5	2.5	2.5	1.2	1.2	1.2
90°	0.0	0.0	0.0	0.0	0.0	0.0	0.0	0.0	0.0	0.0	0.0



LM-79-2019: Approved Method: Electrical and Photometric Measurements of Solid-  
State Lighting Products

Report Prepared for

Cooper Lighting Solutions

Streetworks

Report Number: SP1-2407-157-6

Test Date: 08/07/2024

Luminaire Tested: MEM2-HTN-SA-40-750-U-5WQ-2

Data in this report applies to families of products including MEM2-HTN-SA-40-750-U-5WQ-2

**Test Information**

Test Method: LM-79-2019  
 Report Number: SP1-2407-157-6  
 Test Lab: COOPER LIGHTING SOLUTIONS  
 Photometer: SP1 - 76IN SPHERE  
 Measurement Geometry: 4π  
 Issue Date: 08/20/2024  
 Manufacturer: COOPER LIGHTING SOLUTIONS  
 Product Line: Streetworks  
 Catalog Number: **MEM2-HTN-SA-40-750-U-5WQ-2**  
 Description: Epic Modern Light Square 40W 5WQ Optic and Flare Trim

**Spectral Parameters**

CCT (K): 5094  
 CIE u': 0.2082  
 CIE v': 0.4867  
 Duv: 0.0032  
 CIE x: 0.3430  
 CIE y: 0.3564  
 CIE z: 0.3006  
 Peak Wavelength (nm): 451  
 Dominant Wavelength (nm): 568  
 Purity: 9.86439  
 Rf: 73.7  
 Rg: 93

CRI (Ra):	72.0		
R1:	68.6	R9:	-39.6
R2:	78.1	R10:	47.6
R3:	84.6	R11:	68.2
R4:	71.6	R12:	41.4
R5:	69.6	R13:	70.4
R6:	69.4	R14:	91.4
R7:	80.9	R15:	61.4
R8:	53.1		



**Test Conditions**

Stabilization Time: 20M  
 Operation Time: 1H 20M  
 Sphere Temperature (°C): 24.2

REPORT NUMBER: SP1-2407-157-6

Measurement and Test Equipment			
Instrument	Identification Number	Calibration Date	Calibration Due Date
Photometer	IN0058	6/18/2024	12/18/2024
Power Meter	INXT2011004	2/8/2024	2/8/2025
AC Power Source	IN0063	10/24/2023	10/24/2024
DC Power Source	IN0208	10/24/2023	10/24/2024
Sphere Thermometer	IN0085	10/24/2023	10/24/2024
Room Thermometer	IN0046	10/24/2023	10/24/2024

REPORT NUMBER: SP1-2407-157-6

CIE 1931 Chromaticity Diagram



CIE 1931 Chromaticity Diagram with 2017 ANSI 7-Step and 4-Step Quadrangles



Point lies inside the ANSI 5000K 4-step quadrangle

REPORT NUMBER: SP1-2407-157-6

**Photopic Flux vs. Wavelength**



**Photopic Lumens: NR**

λ (nm)	Power W <sup>^</sup> /nm	Lumens (φ/nm)	λ (nm)	Power W <sup>^</sup> /nm	Lumens (φ/nm)	λ (nm)	Power W <sup>^</sup> /nm	Lumens (φ/nm)	λ (nm)	Power W <sup>^</sup> /nm	Lumens (φ/nm)	λ (nm)	Power W <sup>^</sup> /nm	Lumens (φ/nm)
360	0	NR	490	114	NR	620	361	NR	750	9	NR	880	0	NR
365	0	NR	495	145	NR	625	326	NR	755	8	NR	885	0	NR
370	0	NR	500	197	NR	630	294	NR	760	7	NR	890	0	NR
375	0	NR	505	259	NR	635	261	NR	765	6	NR	895	0	NR
380	0	NR	510	319	NR	640	232	NR	770	5	NR	900	0	NR
385	0	NR	515	373	NR	645	204	NR	775	4	NR	905	0	NR
390	0	NR	520	414	NR	650	179	NR	780	4	NR	910	0	NR
395	1	NR	525	445	NR	655	157	NR	785	3	NR	915	0	NR
400	3	NR	530	465	NR	660	136	NR	790	3	NR	920	0	NR
405	5	NR	535	482	NR	665	118	NR	795	2	NR	925	0	NR
410	9	NR	540	493	NR	670	102	NR	800	2	NR	930	0	NR
415	18	NR	545	505	NR	675	87	NR	805	2	NR	935	0	NR
420	36	NR	550	515	NR	680	75	NR	810	2	NR	940	0	NR
425	72	NR	555	527	NR	685	65	NR	815	1	NR	945	0	NR
430	134	NR	560	540	NR	690	56	NR	820	1	NR	950	0	NR
435	242	NR	565	550	NR	695	48	NR	825	1	NR	955	0	NR
440	407	NR	570	557	NR	700	41	NR	830	1	NR	960	0	NR
445	684	NR	575	561	NR	705	35	NR	835	1	NR	965	0	NR
450	988	NR	580	559	NR	710	30	NR	840	1	NR	970	0	NR
455	828	NR	585	551	NR	715	26	NR	845	1	NR	975	0	NR
460	473	NR	590	537	NR	720	22	NR	850	1	NR	980	0	NR
465	333	NR	595	516	NR	725	19	NR	855	0	NR	985	0	NR
470	232	NR	600	491	NR	730	16	NR	860	0	NR	990	0	NR
475	146	NR	605	461	NR	735	14	NR	865	0	NR	995	0	NR
480	113	NR	610	429	NR	740	12	NR	870	0	NR	1000	0	NR
485	106	NR	615	395	NR	745	10	NR	875	0	NR			

REPORT NUMBER: SP1-2407-157-6

**Scotopic Flux vs. Wavelength**



**Scotopic Lumens: NR**

**S/P: 1.81**

λ (nm)	Power W <sup>^</sup> /nm	Lumens (φ/nm)	λ (nm)	Power W <sup>^</sup> /nm	Lumens (φ/nm)	λ (nm)	Power W <sup>^</sup> /nm	Lumens (φ/nm)	λ (nm)	Power W <sup>^</sup> /nm	Lumens (φ/nm)	λ (nm)	Power W <sup>^</sup> /nm	Lumens (φ/nm)
360	0	NR	490	114	NR	620	361	NR	750	9	NR	880	0	NR
365	0	NR	495	145	NR	625	326	NR	755	8	NR	885	0	NR
370	0	NR	500	197	NR	630	294	NR	760	7	NR	890	0	NR
375	0	NR	505	259	NR	635	261	NR	765	6	NR	895	0	NR
380	0	NR	510	319	NR	640	232	NR	770	5	NR	900	0	NR
385	0	NR	515	373	NR	645	204	NR	775	4	NR	905	0	NR
390	0	NR	520	414	NR	650	179	NR	780	4	NR	910	0	NR
395	1	NR	525	445	NR	655	157	NR	785	3	NR	915	0	NR
400	3	NR	530	465	NR	660	136	NR	790	3	NR	920	0	NR
405	5	NR	535	482	NR	665	118	NR	795	2	NR	925	0	NR
410	9	NR	540	493	NR	670	102	NR	800	2	NR	930	0	NR
415	18	NR	545	505	NR	675	87	NR	805	2	NR	935	0	NR
420	36	NR	550	515	NR	680	75	NR	810	2	NR	940	0	NR
425	72	NR	555	527	NR	685	65	NR	815	1	NR	945	0	NR
430	134	NR	560	540	NR	690	56	NR	820	1	NR	950	0	NR
435	242	NR	565	550	NR	695	48	NR	825	1	NR	955	0	NR
440	407	NR	570	557	NR	700	41	NR	830	1	NR	960	0	NR
445	684	NR	575	561	NR	705	35	NR	835	1	NR	965	0	NR
450	988	NR	580	559	NR	710	30	NR	840	1	NR	970	0	NR
455	828	NR	585	551	NR	715	26	NR	845	1	NR	975	0	NR
460	473	NR	590	537	NR	720	22	NR	850	1	NR	980	0	NR
465	333	NR	595	516	NR	725	19	NR	855	0	NR	985	0	NR
470	232	NR	600	491	NR	730	16	NR	860	0	NR	990	0	NR
475	146	NR	605	461	NR	735	14	NR	865	0	NR	995	0	NR
480	113	NR	610	429	NR	740	12	NR	870	0	NR	1000	0	NR
485	106	NR	615	395	NR	745	10	NR	875	0	NR			

REPORT NUMBER: SP1-2407-157-6

**Melanopic Flux vs. Wavelength**



**Melanopic Lumens: NR**

**M/P: 3.73**

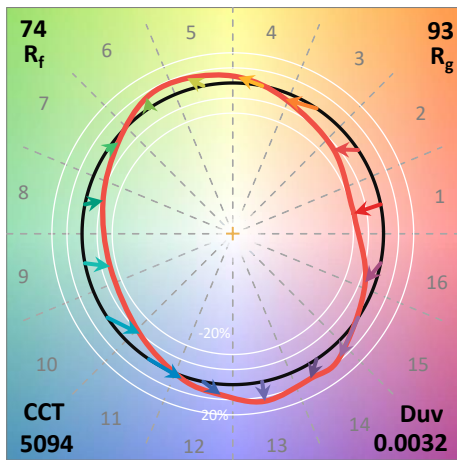
λ (nm)	Power W <sup>^</sup> /nm	Lumens (φ/nm)	λ (nm)	Power W <sup>^</sup> /nm	Lumens (φ/nm)	λ (nm)	Power W <sup>^</sup> /nm	Lumens (φ/nm)	λ (nm)	Power W <sup>^</sup> /nm	Lumens (φ/nm)	λ (nm)	Power W <sup>^</sup> /nm	Lumens (φ/nm)
360	0	NR	490	114	NR	620	361	NR	750	9	NR	880	0	NR
365	0	NR	495	145	NR	625	326	NR	755	8	NR	885	0	NR
370	0	NR	500	197	NR	630	294	NR	760	7	NR	890	0	NR
375	0	NR	505	259	NR	635	261	NR	765	6	NR	895	0	NR
380	0	NR	510	319	NR	640	232	NR	770	5	NR	900	0	NR
385	0	NR	515	373	NR	645	204	NR	775	4	NR	905	0	NR
390	0	NR	520	414	NR	650	179	NR	780	4	NR	910	0	NR
395	1	NR	525	445	NR	655	157	NR	785	3	NR	915	0	NR
400	3	NR	530	465	NR	660	136	NR	790	3	NR	920	0	NR
405	5	NR	535	482	NR	665	118	NR	795	2	NR	925	0	NR
410	9	NR	540	493	NR	670	102	NR	800	2	NR	930	0	NR
415	18	NR	545	505	NR	675	87	NR	805	2	NR	935	0	NR
420	36	NR	550	515	NR	680	75	NR	810	2	NR	940	0	NR
425	72	NR	555	527	NR	685	65	NR	815	1	NR	945	0	NR
430	134	NR	560	540	NR	690	56	NR	820	1	NR	950	0	NR
435	242	NR	565	550	NR	695	48	NR	825	1	NR	955	0	NR
440	407	NR	570	557	NR	700	41	NR	830	1	NR	960	0	NR
445	684	NR	575	561	NR	705	35	NR	835	1	NR	965	0	NR
450	988	NR	580	559	NR	710	30	NR	840	1	NR	970	0	NR
455	828	NR	585	551	NR	715	26	NR	845	1	NR	975	0	NR
460	473	NR	590	537	NR	720	22	NR	850	1	NR	980	0	NR
465	333	NR	595	516	NR	725	19	NR	855	0	NR	985	0	NR
470	232	NR	600	491	NR	730	16	NR	860	0	NR	990	0	NR
475	146	NR	605	461	NR	735	14	NR	865	0	NR	995	0	NR
480	113	NR	610	429	NR	740	12	NR	870	0	NR	1000	0	NR
485	106	NR	615	395	NR	745	10	NR	875	0	NR			

**Summary**

$R_f = 73.7$   
 $R_g = 93$   
 $CIE R_a = 72.0$   
 $R_9 = -39.6$



**Color Vector Graphics**



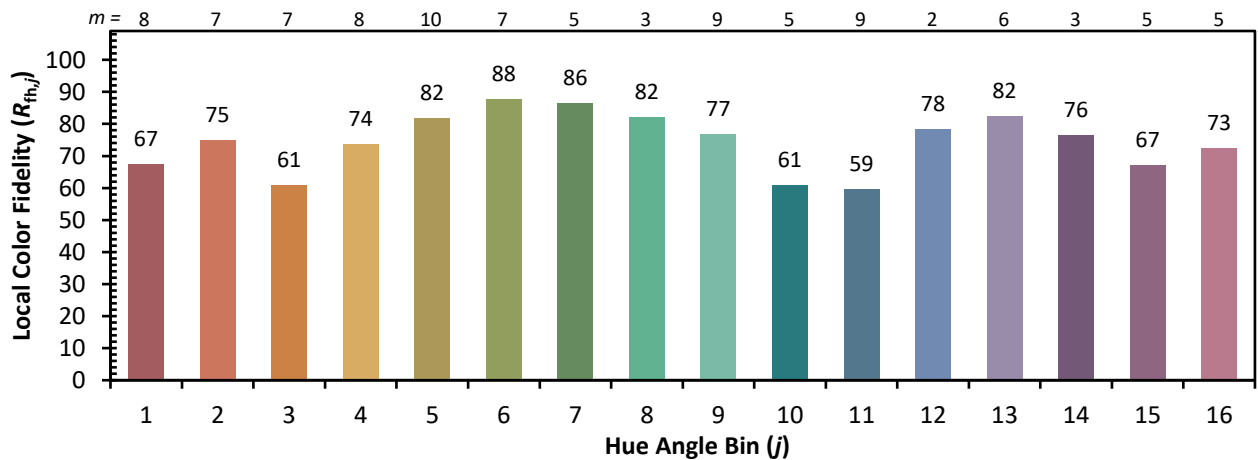


Individual Sample Fidelity Index ( $R_{f,i}$ )

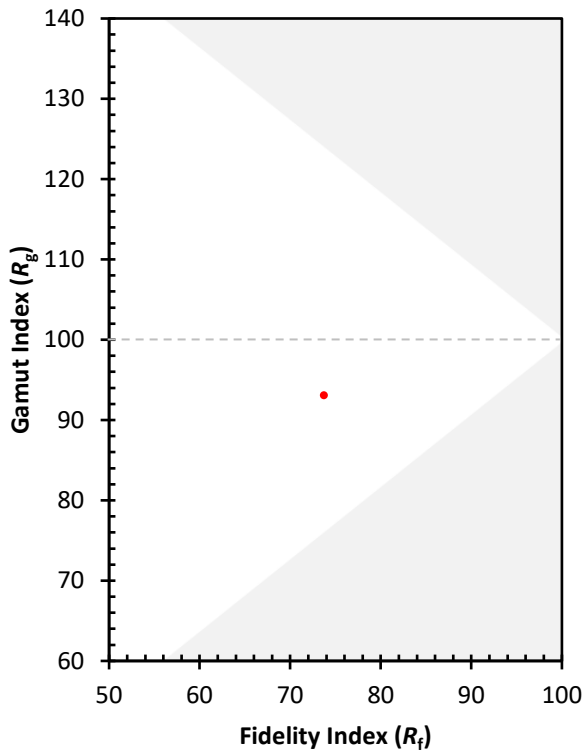
CES01 = 85	CES26 = 62	CES51 = 90	CES76 = 50
CES02 = 59	CES27 = 88	CES52 = 89	CES77 = 67
CES03 = 30	CES28 = 80	CES53 = 79	CES78 = 53
CES04 = 69	CES29 = 69	CES54 = 84	CES79 = 80
CES05 = 46	CES30 = 88	CES55 = 83	CES80 = 77
CES06 = 50	CES31 = 72	CES56 = 74	CES81 = 78
CES07 = 38	CES32 = 62	CES57 = 73	CES82 = 90
CES08 = 38	CES33 = 82	CES58 = 73	CES83 = 90
CES09 = 29	CES34 = 69	CES59 = 86	CES84 = 85
CES10 = 72	CES35 = 83	CES60 = 88	CES85 = 77
CES11 = 56	CES36 = 87	CES61 = 82	CES86 = 75
CES12 = 61	CES37 = 78	CES62 = 81	CES87 = 76
CES13 = 41	CES38 = 98	CES63 = 73	CES88 = 81
CES14 = 74	CES39 = 96	CES64 = 63	CES89 = 72
CES15 = 70	CES40 = 91	CES65 = 60	CES90 = 80
CES16 = 46	CES41 = 96	CES66 = 56	CES91 = 71
CES17 = 49	CES42 = 79	CES67 = 53	CES92 = 58
CES18 = 55	CES43 = 78	CES68 = 63	CES93 = 74
CES19 = 71	CES44 = 99	CES69 = 72	CES94 = 52
CES20 = 63	CES45 = 86	CES70 = 55	CES95 = 64
CES21 = 85	CES46 = 85	CES71 = 46	CES96 = 76
CES22 = 77	CES47 = 89	CES72 = 82	CES97 = 86
CES23 = 91	CES48 = 80	CES73 = 45	CES98 = 76
CES24 = 90	CES49 = 83	CES74 = 90	CES99 = 62
CES25 = 71	CES50 = 89	CES75 = 48	



Color Rendition by Hue-Angle Bin



Measure Comparisons



(END OF REPORT)